



ALBERTA
due




Let's get brighter

**Perfection has
a circular shape.**

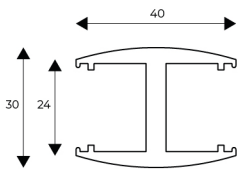
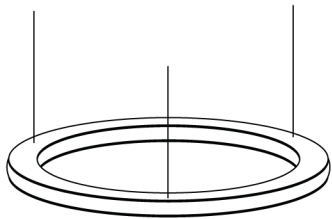
Doubling the game of light, in&out, on its own or in combination, this oval aluminium profile paired with two silicone diffusers gives free rein to the imagination.



Let's get brighter



MEASURES



ENERGY LABEL

BPM Lighting® ALBERTA DUE

The luminaire contains built-in LED lamps.

A++
A+
A
B
C
D
E

LED

The LED-lamps cannot be changed in the luminaire.

874/2012

ALBERTA

due

GENERAL DETAILS

REFERENCE:	10250
INSTALLATION:	Pendant
EXTERNAL FINISH:	White · Black · Anodized grey · Gold · Blue · Aqua · Red · Flamingo · Green · Orange · Pink · Cooper · Gold leaf · Silver leaf
MATERIAL:	Aluminium
IP DEGREE:	IP40
IK:	IK06
FORM:	Round
LIGHT DIRECTION:	Fixed
REGULATION:	1..10V · Push · DALI
OPTIC COVER:	Silicone
UTILIZATION:	Indoor
WARRANTY:	5 years

GENERAL DIMENSIONS

HEIGHT:	30 mm
EXT. DIAMETER:	Ø 350 450 650 950 1250 mm
MAXIMUM CABLE LENGTH	3000 mm
MINIMUM DISTANCE TO ILLUMINATED OBJECT:	0.5 m

ELECTRICAL DETAILS

LAMP:	LED
LED TYPE:	STRIPE LED
PROTECTION CLASS:	⏏
ENERGETIC EFFICIENCY:	A+
DRIVER:	Included Remote
PF:	0.9
CONSTANT VOLTAGE:	24 V
VOLTAGE:	230 V
LIFE TIME:	35.000 h
LUMEN MAINTENANCE:	L80_B10 / 35000 h
CRI:	≥ 80
MACADAM:	3



Let's get brighter

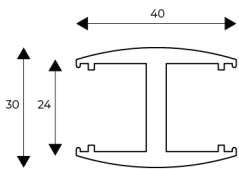
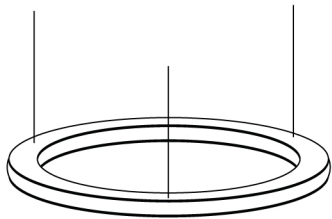
ALBERTA

due

ELECTRICAL DETAILS

POWER	Ø 350		Ø 450		Ø 650		Ø 950		Ø 1250	
	STD	HI	STD	HI	STD	HI	STD	HI	STD	HI
WATTS:	44	64	57	82	82	118	120	172	157	226
EFFICIENCY										
EFF 2700K:	70 lm/w	85 lm/w	70 lm/w	85 lm/w	70 lm/w	85 lm/w	70 lm/w	85 lm/w	70 lm/w	85 lm/w
EFF 3000K:	75 lm/w	90 lm/w	75 lm/w	90 lm/w	75 lm/w	90 lm/w	75 lm/w	90 lm/w	75 lm/w	90 lm/w
EFF 4000K:	78 lm/w	95 lm/w	78 lm/w	95 lm/w	78 lm/w	95 lm/w	78 lm/w	95 lm/w	78 lm/w	95 lm/w
LUMENS										
2700K lm:	3080 lm	5440 lm	3990 lm	6970 lm	5740 lm	10030 lm	8400 lm	14620 lm	10990 lm	19210 lm
3000K lm:	3300 lm	5760 lm	4275 lm	7380 lm	6150 lm	10620 lm	9000 lm	15480 lm	10775 lm	20340 lm
4000K lm:	3432 lm	6080 lm	4446 lm	7790 lm	6396 lm	11210 lm	9360 lm	16340 lm	12246 lm	21470 lm

MEASURES



ENERGY LABEL

BPM Lighting ALBERTA DUE

The luminaire contains built-in LED lamps.

A++
A+
A
B
C
D
E
F

} LED

The LED-lamps cannot be changed in the luminaire.

874/2012